

Danube Business School

AY 2021-2023

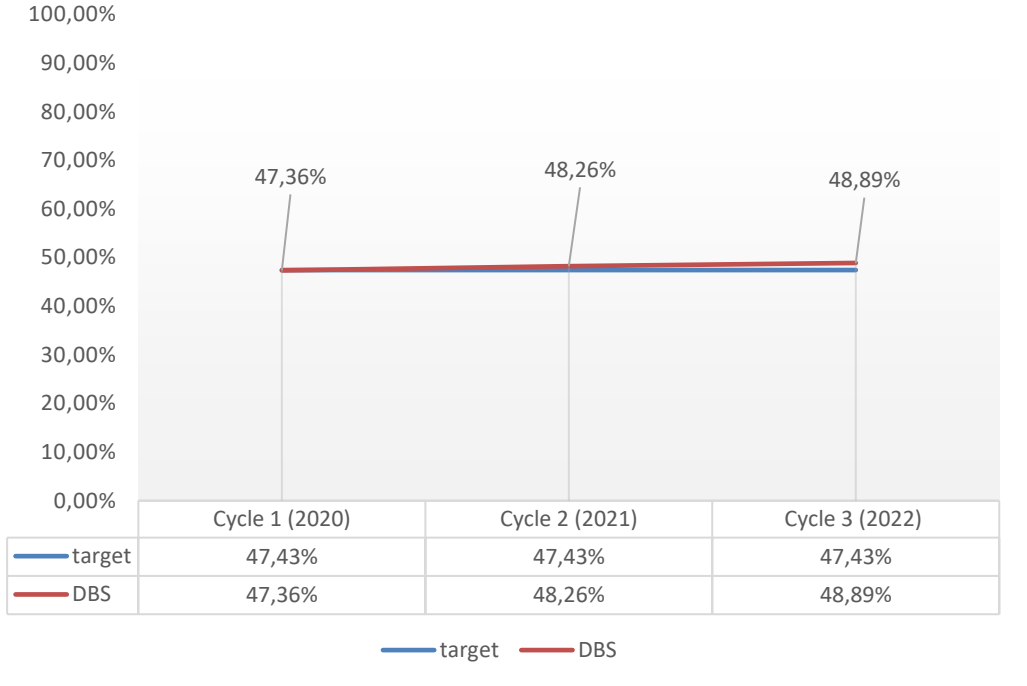
ASSESSMENT REPORT

EXTERNAL BENCHMARKING

Learning Outcome:

Graduates are able to describe and discuss, with confidence, the fundamental of general business theory/ describe fundamental correlations in general business theories

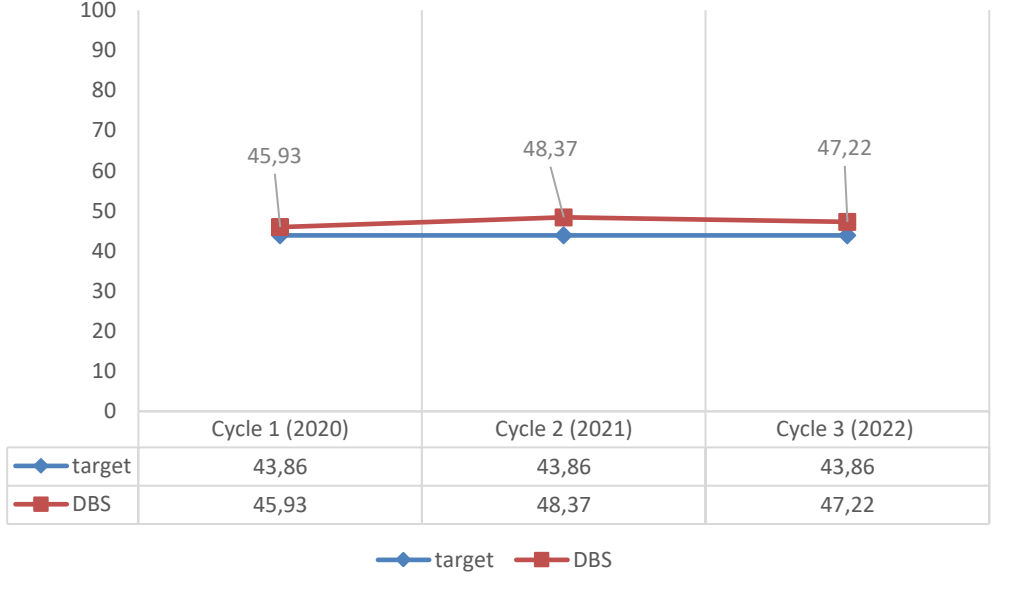
Graduates are expected to have good knowledge in Accounting

Performance Measure (Competency)	Description of Measurement Instrument	Areas of Success	Analysis and Action Taken	Results of Action Taken (occurs in the following year)	Insert Graphs or Tables of Resulting Trends for 3-5 Years (please graph all available data up to five years)												
<p>Target: The institution frequency correct outbound score regarding accounting will be above the frequency correct score of AACSB accredited.</p>	<p>Direct summative target Data from 2020/2021/2022 across Master programs.</p>	<p>Target achieved: the results are above AACSP accredited schools.</p>	<p>No action taken</p>	<p>Review of all Master programs in 2023 and transformation from Moodle to Canvas.</p>	 <table border="1" data-bbox="1025 1037 2049 1157"> <thead> <tr> <th></th> <th>Cycle 1 (2020)</th> <th>Cycle 2 (2021)</th> <th>Cycle 3 (2022)</th> </tr> </thead> <tbody> <tr> <td>target</td> <td>47,43%</td> <td>47,43%</td> <td>47,43%</td> </tr> <tr> <td>DBS</td> <td>47,36%</td> <td>48,26%</td> <td>48,89%</td> </tr> </tbody> </table>		Cycle 1 (2020)	Cycle 2 (2021)	Cycle 3 (2022)	target	47,43%	47,43%	47,43%	DBS	47,36%	48,26%	48,89%
	Cycle 1 (2020)	Cycle 2 (2021)	Cycle 3 (2022)														
target	47,43%	47,43%	47,43%														
DBS	47,36%	48,26%	48,89%														

Learning Outcome:

Graduates are able to describe and discuss, with confidence, the fundamental of general business theory/ describe fundamental correlations in general business theories

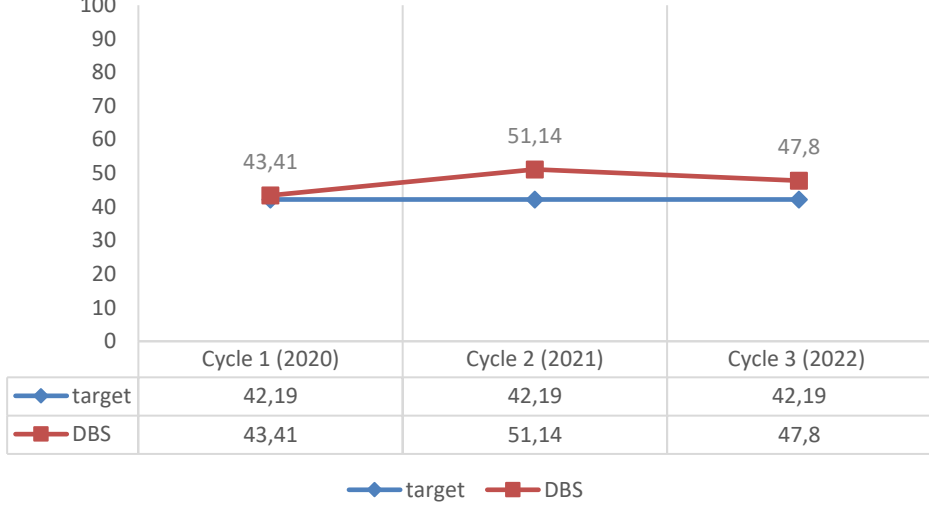
Graduates are expected to have good knowledge in Business Leadership

Performance Measure (Competency)	Description of Measurement Instrument	Areas of Success	Analysis and Action Taken	Results of Action Taken (occurs in the following year)	Insert Graphs or Tables of Resulting Trends for 3-5 Years (please graph all available data up to five years)												
<p>Target: The institution frequency correct outbound score regarding business leadership will be above the frequency correct score of AACSB accredited.</p>	<p>Direct summative target. Data from 2020/2021/2022 across Master programs.</p>	<p>Target achieved: the results are at least at or above AACSB accredited business schools.</p>	<p>No action taken</p>	<p>Review of all Master programs in 2023 and transformation from Moodle to Canvas.</p>	 <table border="1" data-bbox="1025 917 2011 1029"> <thead> <tr> <th></th> <th>Cycle 1 (2020)</th> <th>Cycle 2 (2021)</th> <th>Cycle 3 (2022)</th> </tr> </thead> <tbody> <tr> <td>target</td> <td>43,86</td> <td>43,86</td> <td>43,86</td> </tr> <tr> <td>DBS</td> <td>45,93</td> <td>48,37</td> <td>47,22</td> </tr> </tbody> </table>		Cycle 1 (2020)	Cycle 2 (2021)	Cycle 3 (2022)	target	43,86	43,86	43,86	DBS	45,93	48,37	47,22
	Cycle 1 (2020)	Cycle 2 (2021)	Cycle 3 (2022)														
target	43,86	43,86	43,86														
DBS	45,93	48,37	47,22														

Learning Outcome:

Graduates are able to describe and discuss, with confidence, the fundamental of general business theory/ describe fundamental correlations in general business theories

Graduates are expected to have good knowledge in Economics

Performance Measure (Competency)	Description of Measurement Instrument	Areas of Success	Analysis and Action Taken	Results of Action Taken (occurs in the following year)	Insert Graphs or Tables of Resulting Trends for 3-5 Years (please graph all available data up to five years)												
<p>Target: The institution frequency correct outbound score regarding economics will be above the frequency correct score of AACSB accredited.</p>	<p>Direct summative target Data from 2020/2021/2022 across Master programs.</p>	<p>Target achieved: the results are at least at or above AACBSP accredited schools.</p>	<p>No action taken.</p>	<p>Review of all Master programs in 2023 and transformation from Moodle to Canvas.</p>	 <table border="1" data-bbox="1025 850 1951 962"> <thead> <tr> <th></th> <th>Cycle 1 (2020)</th> <th>Cycle 2 (2021)</th> <th>Cycle 3 (2022)</th> </tr> </thead> <tbody> <tr> <td>target</td> <td>42,19</td> <td>42,19</td> <td>42,19</td> </tr> <tr> <td>DBS</td> <td>43,41</td> <td>51,14</td> <td>47,8</td> </tr> </tbody> </table>		Cycle 1 (2020)	Cycle 2 (2021)	Cycle 3 (2022)	target	42,19	42,19	42,19	DBS	43,41	51,14	47,8
	Cycle 1 (2020)	Cycle 2 (2021)	Cycle 3 (2022)														
target	42,19	42,19	42,19														
DBS	43,41	51,14	47,8														

<i>Learning Outcome:</i>																	
Graduates are able to describe and discuss, with confidence, the fundamental of general business theory/ describe fundamental correlations in general business theories																	
Graduates are expected to have good knowledge in Management																	
Performance Measure (Competency)	Description of Measurement Instrument	Areas of Success	Analysis and Action Taken	Results of Action Taken (occurs in the following year)	Insert Graphs or Tables of Resulting Trends for 3-5 Years (please graph all available data up to five years)												
Target: The institution frequency correct outbound score regarding management will be above the frequency correct score of AACSB accredited.	Direct summative target. Data from 2020/2021/2022 across Master programs.	Target achieved: the results are at least at or above AACBSP members	No action taken.	Review of all Master programs in 2023 and transformation from Moodle to Canvas.	<table border="1"> <thead> <tr> <th></th> <th>Cycle 1 (2020)</th> <th>Cycle 2 (2021)</th> <th>Cycle 3 (2022)</th> </tr> </thead> <tbody> <tr> <td>target</td> <td>46,09</td> <td>46,09</td> <td>46,09</td> </tr> <tr> <td>DBS</td> <td>51,21</td> <td>52,71</td> <td>56,7</td> </tr> </tbody> </table>		Cycle 1 (2020)	Cycle 2 (2021)	Cycle 3 (2022)	target	46,09	46,09	46,09	DBS	51,21	52,71	56,7
	Cycle 1 (2020)	Cycle 2 (2021)	Cycle 3 (2022)														
target	46,09	46,09	46,09														
DBS	51,21	52,71	56,7														

Learning Outcome:

Graduates are able to describe and discuss, with confidence, the fundamental of general business theory/ describe fundamental correlations in general business theories

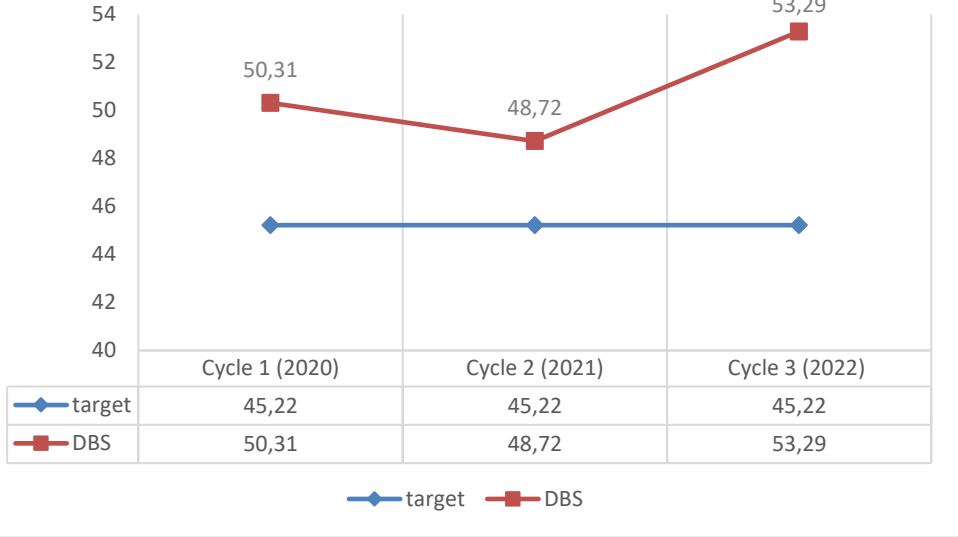
Graduates are expected to have good knowledge in Operations Management

Performance Measure (Competency)	Description of Measurement Instrument	Areas of Success	Analysis and Action Taken	Results of Action Taken (occurs in the following year)	Insert Graphs or Tables of Resulting Trends for 3-5 Years (please graph all available data up to five years)												
<p>Target: The institution frequency correct outbound score regarding operations management will be above the frequency correct score of AACSB accredited.</p>	<p>Direct summative target. Data from 2020/2021/2022 across Master programs.</p>	<p>Target achieved: the results are at least at or above AACBSP members.</p>	<p>No action taken.</p>	<p>Review of all Master programs in 2023 and transformation from Moodle to Canvas.</p>	<table border="1" data-bbox="1025 922 1951 1002"> <thead> <tr> <th></th> <th>Cycle 1 (2020)</th> <th>Cycle 2 (2021)</th> <th>Cycle 3 (2022)</th> </tr> </thead> <tbody> <tr> <td>target</td> <td>46,2</td> <td>46,2</td> <td>46,2</td> </tr> <tr> <td>DBS</td> <td>41,26</td> <td>59,59</td> <td>47,59</td> </tr> </tbody> </table>		Cycle 1 (2020)	Cycle 2 (2021)	Cycle 3 (2022)	target	46,2	46,2	46,2	DBS	41,26	59,59	47,59
	Cycle 1 (2020)	Cycle 2 (2021)	Cycle 3 (2022)														
target	46,2	46,2	46,2														
DBS	41,26	59,59	47,59														

Learning Outcome:

Graduates are able to describe and discuss, with confidence, the fundamental of general business theory/ describe fundamental correlations in general business theories

Graduates are expected to have good knowledge in Organizational Behavior

Performance Measure (Competency)	Description of Measurement Instrument	Areas of Success	Analysis and Action Taken	Results of Action Taken (occurs in the following year)	Insert Graphs or Tables of Resulting Trends for 3-5 Years (please graph all available data up to five years)												
<p>Target: The institution frequency correct outbound score regarding organizational behavior will be above the frequency correct score of AACSB accredited.</p>	<p>Direct summative target. Data from 2020/2021/2022 across Master programs.</p>	<p>Target achieved: the results are at least at or above AACSB accredited.</p>	<p>No action taken.</p>	<p>Review of all Master programs in 2023 and transformation from Moodle to Canvas.</p>	 <table border="1" data-bbox="1025 922 1951 1002"> <thead> <tr> <th></th> <th>Cycle 1 (2020)</th> <th>Cycle 2 (2021)</th> <th>Cycle 3 (2022)</th> </tr> </thead> <tbody> <tr> <td>target</td> <td>45,22</td> <td>45,22</td> <td>45,22</td> </tr> <tr> <td>DBS</td> <td>50,31</td> <td>48,72</td> <td>53,29</td> </tr> </tbody> </table>		Cycle 1 (2020)	Cycle 2 (2021)	Cycle 3 (2022)	target	45,22	45,22	45,22	DBS	50,31	48,72	53,29
	Cycle 1 (2020)	Cycle 2 (2021)	Cycle 3 (2022)														
target	45,22	45,22	45,22														
DBS	50,31	48,72	53,29														

Learning Outcome:

Graduates are able to describe and discuss, with confidence, the fundamental of general business theory/ describe fundamental correlations in general business theories

Graduates are expected to have good knowledge in Marketing

Performance Measure (Competency)	Description of Measurement Instrument	Areas of Success	Analysis and Action Taken	Results of Action Taken (occurs in the following year)	Insert Graphs or Tables of Resulting Trends for 3-5 Years (please graph all available data up to five years)
----------------------------------	---------------------------------------	------------------	---------------------------	--	--

<p>Target: The institution frequency correct outbound score regarding marketing will be above the frequency correct score of AACSB accredited.</p>	<p>Direct summative target. Data from 2020/2021/2022 across Master programs.</p>	<p>Target achieved: the results are at least at or above AACSB accredited institutions</p>	<p>No action taken.</p>	<p>Review of all Master programs in 2023 and transformation from Moodle to Canvas.</p>	<table border="1"> <thead> <tr> <th></th> <th>Cycle 1 (2020)</th> <th>Cycle 2 (2021)</th> <th>Cycle 3 (2022)</th> </tr> </thead> <tbody> <tr> <td>target</td> <td>46,87</td> <td>46,87</td> <td>46,87</td> </tr> <tr> <td>DBS</td> <td>51,32</td> <td>51,2</td> <td>47,78</td> </tr> </tbody> </table>		Cycle 1 (2020)	Cycle 2 (2021)	Cycle 3 (2022)	target	46,87	46,87	46,87	DBS	51,32	51,2	47,78
	Cycle 1 (2020)	Cycle 2 (2021)	Cycle 3 (2022)														
target	46,87	46,87	46,87														
DBS	51,32	51,2	47,78														

Learning Outcome: Graduates are able to describe and discuss, with confidence, the fundamental of general business theory/ describe fundamental correlations in general business theories															
Graduates are expected to have good knowledge in General Business Administration															
Performance Measure (Competency)	Description of Measurement Instrument	Areas of Success	Insert Graphs or Tables of Resulting Trends for 3-5 Years (please graph all available data up to five years)												
<p>Comparison Outbound results with aggregated pool AACSB.</p> <p>Target: All 4 Master programs offered by DBS score at least as good as the aggregated pool of business schools who are affiliated with AACBSP.</p> <p>The 4 programs comprise:</p> <ol style="list-style-type: none"> EMBA Professional MBA with the specializations including Professional MBA, Business Controlling MBA, Leadership and Management MBA, Marketing und Vertrieb MBA MBA General Management including General Management TU/DU and Master in Business Administration MSc 	<p>Outbound (Peregrine) results in comparison to business schools who are AACBSP members.</p> <p>Students from Danube Business School of all 4 programs scored above 45,16%, therefore higher compared to AACSB accredited schools.</p>	<p>Within target. The results are at least at or above AACSB schools.</p>	<p style="text-align: center;">TOTAL</p> <table border="1"> <thead> <tr> <th>Program</th> <th>Score</th> </tr> </thead> <tbody> <tr> <td>MSc</td> <td>47,03</td> </tr> <tr> <td>MBA</td> <td>48,49</td> </tr> <tr> <td>GMBA</td> <td>49,14</td> </tr> <tr> <td>EMBA</td> <td>52,59</td> </tr> <tr> <td>AACSB</td> <td>45,16</td> </tr> </tbody> </table>	Program	Score	MSc	47,03	MBA	48,49	GMBA	49,14	EMBA	52,59	AACSB	45,16
Program	Score														
MSc	47,03														
MBA	48,49														
GMBA	49,14														
EMBA	52,59														
AACSB	45,16														

Learning Outcome: Graduates are able to describe and discuss, with confidence, the fundamental of general business theory/ describe fundamental correlations in general business theories															
Graduates are expected to have good knowledge in Accounting															
Performance Measure (Competency)	Description of Measurement Instrument	Areas of Success	Insert Graphs or Tables of Resulting Trends for 3-5 Years (please graph all available data up to five years)												
<p>Comparison Outbound results with aggregated pool by AACSB accredited.</p> <p>Target: All 4 Master programs offered by DBS score at least as good as the aggregated pool of business schools who are affiliated with AACBSP.</p> <p>The 4 programs comprise:</p> <ol style="list-style-type: none"> EMBA Professional MBA with the specializations including Professional MBA, Business Controlling MBA, Leadership and Management MBA, Marketing und Vertrieb MBA MBA General Management including General Management TU/DU and Master in Business Administration MSc 	Outbound (Peregrine) results in comparison to business schools who are AACSB accredited.	Two programs at Danube Business School score above 47,43%. MBA programs fall behind AACSB results (41,43% versus 47,43%) and MSc programs slightly with 46,7%	<p style="text-align: center;">Accounting</p> <table border="1"> <caption>Accounting Scores</caption> <thead> <tr> <th>Category</th> <th>Score</th> </tr> </thead> <tbody> <tr> <td>MSc</td> <td>46,47</td> </tr> <tr> <td>MBA</td> <td>41,43</td> </tr> <tr> <td>GMBA</td> <td>53,2</td> </tr> <tr> <td>EMBA</td> <td>56,67</td> </tr> <tr> <td>AACSB</td> <td>47,43</td> </tr> </tbody> </table>	Category	Score	MSc	46,47	MBA	41,43	GMBA	53,2	EMBA	56,67	AACSB	47,43
Category	Score														
MSc	46,47														
MBA	41,43														
GMBA	53,2														
EMBA	56,67														
AACSB	47,43														

Learning Outcome: Graduates are able to describe and discuss, with confidence, the fundamental of general business theory/ describe fundamental correlations in general business theories															
Graduates are expected to have good knowledge in Business Leadership															
Performance Measure (Competency)	Description of Measurement Instrument	Areas of Success	Insert Graphs or Tables of Resulting Trends for 3-5 Years (please graph all available data up to five years)												
Comparison Outbound results with aggregated pool by AACSB. Target: <i>All 4 Master programs offered by DBS score at least as good as the aggregated pool of business schools who are affiliated with AACBSP.</i> The 4 programs comprise: <ol style="list-style-type: none"> EMBA Professional MBA with the specializations including Professional MBA, Business Controlling MBA, Leadership and Management MBA, Marketing und Vertrieb MBA MBA General Management including General Management TU/DU and Master in Business Administration MSc 	Outbound (Peregrine) results in comparison to business schools who are AACSB accredited.	Programs at Danube Business School score above 43,86%%.	<div style="text-align: center;"> <h3>Business Leadership</h3> <table border="1"> <thead> <tr> <th>Program</th> <th>Score</th> </tr> </thead> <tbody> <tr> <td>MSc</td> <td>45,47</td> </tr> <tr> <td>MBA</td> <td>51,43</td> </tr> <tr> <td>GMBA</td> <td>47,07</td> </tr> <tr> <td>EMBA</td> <td>48,89</td> </tr> <tr> <td>AACSB</td> <td>43,86</td> </tr> </tbody> </table> </div>	Program	Score	MSc	45,47	MBA	51,43	GMBA	47,07	EMBA	48,89	AACSB	43,86
Program	Score														
MSc	45,47														
MBA	51,43														
GMBA	47,07														
EMBA	48,89														
AACSB	43,86														

Learning Outcome: Graduates are able to describe and discuss, with confidence, the fundamental of general business theory/ describe fundamental correlations in general business theories													
Graduates are expected to have good knowledge in Economics													
Performance Measure (Competency)	Description of Measurement Instrument	Areas of Success	Insert Graphs or Tables of Resulting Trends for 3-5 Years (please graph all available data up to five years)										
Comparison Outbound results with aggregated pool by AACSB accredited. Target: <i>All 4 Master programs offered by DBS score at least as good as the aggregated pool of business schools who are affiliated with AACBSP.</i> The 4 programs comprise: 1. EMBA 2. Professional MBA with the specializations including Professional MBA, Business Controlling MBA, Leadership and Management MBA, Marketing und Vertrieb MBA 3. MBA General Management including General Management TU/DU and Master in Business Administration 4. MSc	Outbound (Peregrine) results in comparison to business schools who are AACSB accredited. Students from Danube Business School of all 4 programs scored above 42,19%, therefore higher compared to affiliated AACSBSP members.	The results are at least at or above AACBSP members	<div style="text-align: center;"> <h3>Economics</h3> <table border="1"> <thead> <tr> <th>Program</th> <th>Score</th> </tr> </thead> <tbody> <tr> <td>MBA</td> <td>48,33</td> </tr> <tr> <td>GMBA</td> <td>47,07</td> </tr> <tr> <td>EMBA</td> <td>47,78</td> </tr> <tr> <td>AACSB</td> <td>42,19</td> </tr> </tbody> </table> </div>	Program	Score	MBA	48,33	GMBA	47,07	EMBA	47,78	AACSB	42,19
Program	Score												
MBA	48,33												
GMBA	47,07												
EMBA	47,78												
AACSB	42,19												

Learning Outcome:

Graduates are able to describe and discuss, with confidence, the fundamental of general business theory/ describe fundamental correlations in general business theories

Graduates are expected to have good knowledge in Management

Performance Measure (Competency)	Description of Measurement Instrument	Areas of Success	Insert Graphs or Tables of Resulting Trends for 3-5 Years (please graph all available data up to five years)												
<p>Comparison Outbound results with aggregated pool by AACSB accredited institutions.</p> <p>Target: All 4 Master programs offered by DBS score at least as good as the aggregated pool of business schools who are affiliated with AACBSP.</p> <p>The 4 programs comprise:</p> <ol style="list-style-type: none"> 1. EMBA 2. Professional MBA with the specializations including Professional MBA, Business Controlling MBA, Leadership and Management MBA, Marketing und Vertrieb MBA 3. MBA General Management including General Management TU/DU and Master in Business Administration 4. MSc 	<p>Outbound (Peregrine) results by all 4 degrees in comparison to business schools who are AACSB accredited.</p>	<p>Programs at Danube Business School score above 46,09%.</p>	<div style="text-align: center;"> <h3>Management</h3> <table border="1" style="margin-left: auto; margin-right: auto;"> <thead> <tr> <th>Program</th> <th>Score (%)</th> </tr> </thead> <tbody> <tr> <td>MSc</td> <td>53,18</td> </tr> <tr> <td>MBA</td> <td>50,48</td> </tr> <tr> <td>GMBA</td> <td>54,4</td> </tr> <tr> <td>EMBA</td> <td>57,58</td> </tr> <tr> <td>AACBSP members</td> <td>46,09</td> </tr> </tbody> </table> </div>	Program	Score (%)	MSc	53,18	MBA	50,48	GMBA	54,4	EMBA	57,58	AACBSP members	46,09
Program	Score (%)														
MSc	53,18														
MBA	50,48														
GMBA	54,4														
EMBA	57,58														
AACBSP members	46,09														

<p><i>Learning Outcome:</i> Graduates are able to describe and discuss, with confidence, the fundamental of general business theory/ describe fundamental correlations in general business theories</p>															
<p>Graduates are expected to have good knowledge in Organisational Behaviour</p>															
Performance Measure (Competency)	Description of Measurement Instrument	Areas of Success	Insert Graphs or Tables of Resulting Trends for 3-5 Years (please graph all available data up to five years)												
<p>Comparison Outbound results with aggregated pool by AACSB. Target: <i>All 4 Master programs offered by DBS score at least as good as the aggregated pool of business schools who are affiliated with AACBSP.</i> The 4 programs comprise: 1. EMBA 2. Professional MBA with the specializations including Professional MBA, Business Controlling MBA, Leadership and Management MBA, Marketing und Vertrieb MBA 3. MBA General Management including General Management TU/DU and Master in Business Administration 4. MSc</p>	<p>Outbound (Peregrine) results in comparison to business schools who are AACBSP members.</p>	<p>Programs at Danube Business School score above 45,22%.</p>	<p style="text-align: center;">Organizational Behavior</p> <table border="1"> <thead> <tr> <th>Program</th> <th>Score</th> </tr> </thead> <tbody> <tr> <td>MSc</td> <td>49,84</td> </tr> <tr> <td>MBA</td> <td>48,92</td> </tr> <tr> <td>GMBA</td> <td>57,47</td> </tr> <tr> <td>EMBA</td> <td>53,57</td> </tr> <tr> <td>AACSB</td> <td>45,22</td> </tr> </tbody> </table>	Program	Score	MSc	49,84	MBA	48,92	GMBA	57,47	EMBA	53,57	AACSB	45,22
Program	Score														
MSc	49,84														
MBA	48,92														
GMBA	57,47														
EMBA	53,57														
AACSB	45,22														

Learning Outcome:

Graduates are able to describe and discuss, with confidence, the fundamental of general business theory/ describe fundamental correlations in general business theories

Graduates are expected to have good knowledge in Operations Management

Performance Measure (Competency)	Description of Measurement Instrument	Areas of Success	Insert Graphs or Tables of Resulting Trends for 3-5 Years (please graph all available data up to five years)										
<p>Comparison Outbound results with aggregated pool by AACSB.</p> <p>Target: All 4 Master programs offered by DBS score at least as good as the aggregated pool of business schools who are affiliated with AACBSP.</p> <p>The 4 programs comprise:</p> <ol style="list-style-type: none"> EMBA Professional MBA with the specializations including Professional MBA, Business Controlling MBA, Leadership and Management MBA, Marketing und Vertrieb MBA MBA General Management including General Management TU/DU and Master in Business Administration MSc 	<p>Outbound (Peregrine) results in comparison to business schools who are AACSB accredited.</p>	<p>Programs at Danube Business School score above 46,2%.</p>	<p style="text-align: center;">Operations/Production Management</p>  <table border="1" style="margin-left: auto; margin-right: auto;"> <thead> <tr> <th>Program</th> <th>Score</th> </tr> </thead> <tbody> <tr> <td>MBA</td> <td>47,52</td> </tr> <tr> <td>GMBA</td> <td>50,38</td> </tr> <tr> <td>EMBA</td> <td>51,61</td> </tr> <tr> <td>AACSB</td> <td>46,2</td> </tr> </tbody> </table>	Program	Score	MBA	47,52	GMBA	50,38	EMBA	51,61	AACSB	46,2
Program	Score												
MBA	47,52												
GMBA	50,38												
EMBA	51,61												
AACSB	46,2												

<p><i>Learning Outcome:</i> Graduates are able to describe and discuss, with confidence, the fundamental of general business theory/ describe fundamental correlations in general business theories</p>															
<p>Graduates are expected to have good knowledge in Marketing</p>															
Performance Measure (Competency)	Description of Measurement Instrument	Areas of Success	Insert Graphs or Tables of Resulting Trends for 3-5 Years (please graph all available data up to five years)												
<p>Comparison Outbound results with aggregated pool by AACSB. Target: <i>All 4 Master programs offered by DBS score at least as good as the aggregated pool of business schools who are affiliated with AACBSP.</i> The 4 programs comprise: 4. EMBA 5. Professional MBA with the specializations including Professional MBA, Business Controlling MBA, Leadership and Management MBA, Marketing und Vertrieb MBA 6. MBA General Management including General Management TU/DU and Master in Business Administration 4. MSc</p>	<p>Outbound (Peregrine) results in comparison to business schools who are AACSB accredited.</p>	<p>Programs at Danube Business School score above 46,87%%.</p>	<div style="text-align: center;"> <h3>Marketing</h3> <table border="1"> <thead> <tr> <th>Program</th> <th>Score</th> </tr> </thead> <tbody> <tr> <td>MSc</td> <td>49,22</td> </tr> <tr> <td>MBA</td> <td>52,62</td> </tr> <tr> <td>GMBA</td> <td>51,6</td> </tr> <tr> <td>EMBA</td> <td>43,33</td> </tr> <tr> <td>AACSB</td> <td>46,87</td> </tr> </tbody> </table> </div>	Program	Score	MSc	49,22	MBA	52,62	GMBA	51,6	EMBA	43,33	AACSB	46,87
Program	Score														
MSc	49,22														
MBA	52,62														
GMBA	51,6														
EMBA	43,33														
AACSB	46,87														